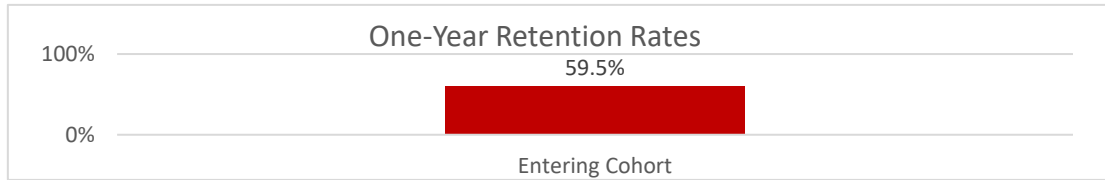
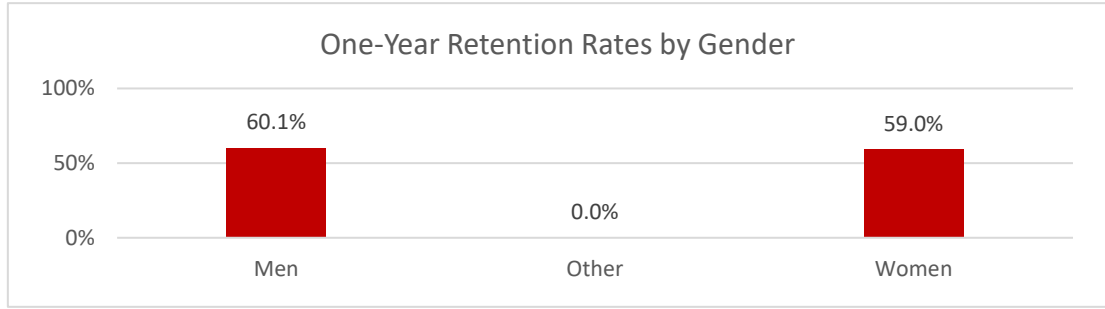


One-Year Retention Rates of Full-Time First-Time Freshmen Enrolled in Baccalaureate Degree Programs Fall 2022 Entering Cohort

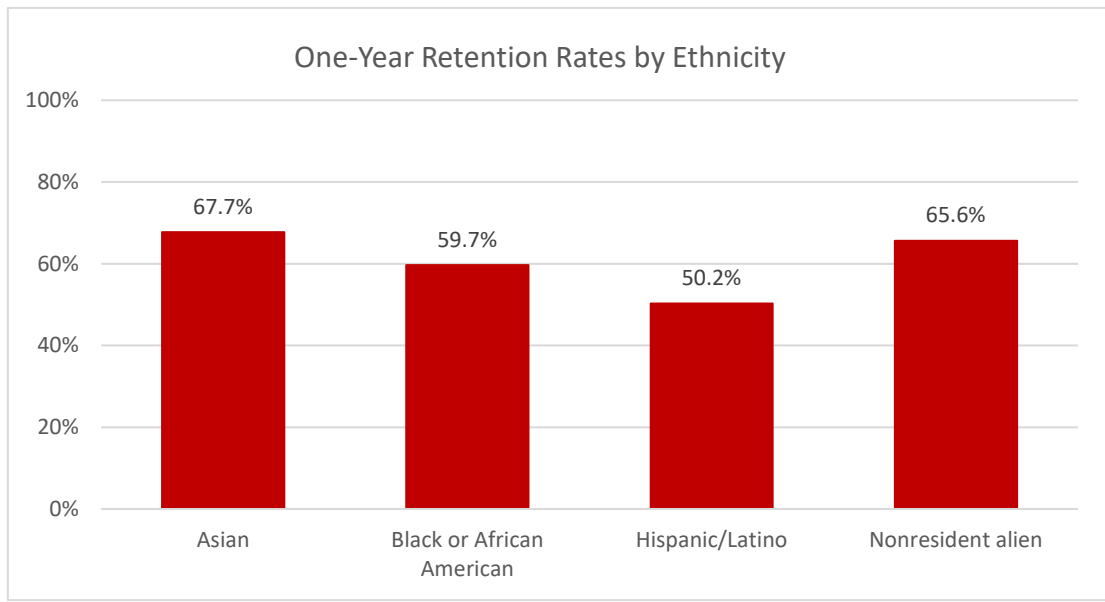
	Cohort (N)	Retained at York	
		Count (N)	Retention Rate (%)
Total			
Entering Cohort	744	443	59.5%



Gender	Cohort (N)	Retained at York	
		Count (N)	Retention Rate (%)
Men	311	187	60.1%
Other	1	*	*
Women	432	255	59.0%
Total	744	443	59.5%



Ethnicity	Cohort (N)	Retained at York	
		Count (N)	Retention Rate (%)
American Indian or Alaskan Native	17	*	*
Asian	161	109	67.7%
Black or African American	290	173	59.7%
Hispanic/Latino	201	101	50.2%
Native Hawaiian or Other Pacific Islander	5	*	*
Nonresident alien	32	21	65.6%
Two or more races	16	*	*
White	22	*	*
Total	744	443	59.5%



*Rates not reported on cohorts less than 25